

Adult Social Care and Health

Consultation Report

Consultation on the future of Blackburn Lodge Care Home, Isle of Sheppey.

Consultation dates: 28 February – 7 May 2024

Future of Blackburn Lodge Care Home, Isle of Sheppey. Consultation Report

Contents

Executive summary	3
1. Introduction	4
2. Options considered for Blackburn Lodge.....	6
3. Consultation process	7
4. Consultation responses	9
5. Equality (section 3 - More about you)	20
6. Next steps - Governance and Decision Making.....	25
7. Appendices	25

Executive summary

Blackburn Lodge is a Council-owned residential care home and older persons' day care centre in Sheerness on the Isle of Sheppey. It was closed on emergency health and safety grounds on 10 November 2023 following a safety inspection that identified high levels of iron in the piped water. All thirteen permanent residents were moved to alternative, temporary residential accommodation on the same day (10 November 2023). The older people's day care service was also suspended, with alternative arrangements for every person considered by the local community team. KCC's Commissioning team is fully engaged and actively leading market shaping on the Island, with a preference to work with local residents and organisations to collectively determine what is needed for local residents going forwards.

Kent County Council (KCC) have undertaken a public consultation to gain feedback and consider views on the future of Blackburn Lodge. **273** responses were received.

A majority of the response was generated by local people living on the Isle of Sheppey. Many people called for Blackburn Lodge to be reopened, with strong views on protecting local service provision.

A clear theme arising from the responses was that there would be a negative impact on the local people, with some responses focusing on highlighting the proposal not being equal for all.

This report will be presented to Adult Social Care and Health's (ASCH) Directorate Management Team and then, will accompany the EqlA as supporting documents at the Adult Social Care Cabinet Committee. Following these meetings, a decision on the future of Blackburn Lodge will be taken by the Cabinet Member for Adult Social Care and Public Health. This report and the decision will be made available on the consultation webpage: www.kent.gov.uk/blackburnlodgeconsultation.

1. Introduction

1.1. From the 28 February to 7 May 2024, Kent County Council (KCC) consulted with the public on the future of Blackburn Lodge care home on the Isle of Sheppey. The Council's proposal is to permanently close Blackburn Lodge and sell the building and land for capital receipt for KCC. Commissioners will continue to work with local organisations and residents to determine and address the future needs of local people.

1.2. In November 2023 Blackburn Lodge was temporarily closed because of emergency health and safety concerns. A safety inspection identified high levels of iron in the piped water. The 13 permanent residents were moved to alternative residential accommodation because it was not safe for them to stay at Blackburn Lodge. In addition, the older people's day care service was also temporarily suspended at Blackburn Lodge.

- 1.3. Following legal advice, the 43 staff employed at Blackburn Lodge were consulted separately and consequently have been redeployed or are on notice of redundancy. The basis for this is that even if the Council were to commit to re-open Blackburn Lodge, the building would need considerable structural improvement that it is estimated would take a further 13 months (from the point a decision is made). It is therefore not reasonable for the Council to continue to employ staff in their current roles.
- 1.4. Despite a programme of improvement works in recent years, there are a number of building issues including subsidence which will require a considerable amount of money to fix. It has been estimated that to bring Blackburn Lodge up to current CQC standards would cost in excess of £4 million and could take 13 months to complete from commencement of any work. The Council has sought advice from cost consultants to provide a cost per square metre rate that can be applied to give an approximate budget cost that would allow the building issues (e.g. electrical, fire, water) but also to allow for alterations required (i.e. providing en-suites bathrooms to each bedroom) to bring Blackburn Lodge up to current CQC standards. Calculations are as follows:
- Heavy refurbishment rate (which allows for some alterations, en-suites etc.) - £2,000 per m²
 - Total Floor area of Blackburn Lodge – 2,006 m²
 - Estimated cost - £4,012,000
- 1.5 Blackburn Lodge is located on land which is freehold, and subject to a restriction in favor of the Secretary of State for Defense. This stipulates use for local authority educational purposes which was amended in 1982 to permit Kent County Council “to use for local authority purposes which the Council deem necessary to enable the Council to discharge its social function as carried out under the auspices of its Director of Social Services”. If the above purpose of use should cease, a right to buy the land back is triggered in favor of the Secretary of State.
- 1.6 The regulator, The Care Quality Commission (CQC), has said that Blackburn Lodge would not meet the current standards for registration as a care home if it were to be built today. Blackburn Lodge has no en-suite bathrooms, and the general layout makes access poor, and this limits who can stay there.
- 1.7 It was necessary to de-register Blackburn Lodge with CQC because once temporarily closed it was no longer able to provide a service.

2. Options considered for Blackburn Lodge

2.1 The Council's proposal

The Council's proposal is to permanently close Blackburn Lodge and sell the building and land for capital receipt for KCC. To ensure that future needs can be met effectively on the Isle of Sheppey, the Council is actively engaging with the Borough Council, businesses, and organisations. This work is important to undertake whether Blackburn Lodge is re-opened or permanently closed, because the Council needs a good understanding of the future needs and possibilities for supporting people who live on the Isle of Sheppey. The Council is working with local people, the Borough Council, and local organisations to develop services on the Isle of Sheppey that meet the needs of local people and are fit for the future.

2.2 Alternatives considered

a) Resolve building issues and return residential and day care services to Blackburn Lodge.

Due to the age and decaying fabric of the building, it would require considerable investment to make Blackburn Lodge a safe and habitable environment.

Despite a programme of improvement works in recent years, there are a number of building issues including subsidence and the water pipe system, which will require a considerable amount of money to fix. It has been estimated that to bring Blackburn Lodge up to current CQC standards would cost £4 million and could take 13 months to complete from commencement of any work.

b) Sell Blackburn Lodge as a going concern.

This would mean trying to find a private buyer for Blackburn Lodge who would continue to run it as a care home. This is not considered to be a realistic and viable option because the level of investment required to make the building fully fit for the future is likely to be prohibitive to investors.

3. Consultation process

3.1 A public consultation ran from 28 February to 7 May 2024. A consultation document detailing the proposal was created, alongside a consultation questionnaire. Respondents could complete the questionnaire to give their views (either online or in a paper copy) or they could give their views to KCC by email, letter or phone. The following key activities were also conducted:

- Equality Impact Assessment and Data Protection Impact Assessment
- Creation of alternative formats to help people engage with the consultation (easy read and large print)
- Briefing notes for KCC Members and local Members.

3.2 Promoting the consultation

The public consultation was promoted in the following ways:

- Individual postal letters to former residents and day care users of Blackburn Lodge and their advocates (a) letter one: advising of the forthcoming public consultation, and (b) letter two: paper copies of the consultation document and questionnaire (with pre-paid return envelope)
- Organic posts on social media platforms (Facebook and X)
- Direct emails to key stakeholders, including Councillors and community organisations on the Isle of Sheppey
- Community Team Staff communications – virtual meetings and emails
- Media release distributed to media outlets and uploaded to the Kent Media Hub website
- 50 x paper copies of the consultation document and questionnaire delivered to each of the following libraries: Sheerness, Queenborough and Minster-on-Sea (and explanation given). This was promoted in the media release
- 200 x paper copies of the consultation document and questionnaire delivered to a Swale Borough Councillor, (Sheerness) on request
- Briefing for KCC Members

3.3 Accessibility

The consultation was hosted on KCC's engagement website 'Let's talk Kent'. To help make sure the consultation was accessible, the following was undertaken:

- Clear signposting on all platforms and consultation documents advising of the availability of alternative formats and how to request these
- The Council's webpages and all documentation meet digital accessibility requirements
- Letters sent via post to former residents and day care users of Blackburn Lodge and their advocates (including large print versions where records indicated this as a communication preference)
- A Microsoft Word version of the questionnaire was provided on the consultation webpage for people who did not wish to complete the online form
- Easy read and large print versions of the consultation material available from the consultation webpage and on request
- Paper copies of the consultation documents available to be collected at Sheerness, Queenborough and Minster-on-Sea libraries along with pre-paid freepost envelopes. This was promoted in the media release
- Paper copies of the consultation documents delivered to a Swale Borough Councillor (Sheerness) on request, via Sheerness Gateway for distribution, along with pre-paid freepost envelopes and an offer to collect completed questionnaires.
- A telephone number, email address and postal address were provided for those that had queries about the consultation (and to provide feedback or request other formats).

4. Consultation responses

4.1 Webpage

A summary of the engagement with the consultation webpage and material can be found in the table below.

Engagement Type	Total
Total visits to the webpage	8611
Unique visits to webpage	3616
Document downloads	589
Online questionnaire completions	237

4.2 Questionnaire

The public consultation questionnaire can be found in [appendix B](#).

273 consultees took part in this consultation, completing the online questionnaire (237), a paper questionnaire (33), or direct by email (3). In this report you can find detail on the responses provided during the public consultation.

4.2.1 Section 1 – About You

The first question in the ‘about you’ section asked consultees to select from a list the option that best described how they were responding to the consultation.

Q1. Are you responding as?	Number of responses
A member of the public	192
A friend or relative of a former Blackburn Lodge resident	40
A friend or relative of a person previously using day care services at Blackburn Lodge	13
A staff member at Blackburn Lodge	10
A person previously using day care services at Blackburn Lodge	2
Not provided	2
On behalf of an organisation (e.g. council, community group)	2
Other	2
A former resident at Blackburn Lodge	1
TOTAL	264

Figure 1: Respondent Type

Responses were received from all respondent types included on the questionnaire. With the largest categories being a member of the public (192), a friend of relative of a former Blackburn

Lodge Resident (40), a friend or relative of a person previously using day care (13) and a staff member at Blackburn Lodge (10).

The second question in the 'about you' section asked consultees to tell us the first 5 characters of their postcode only.

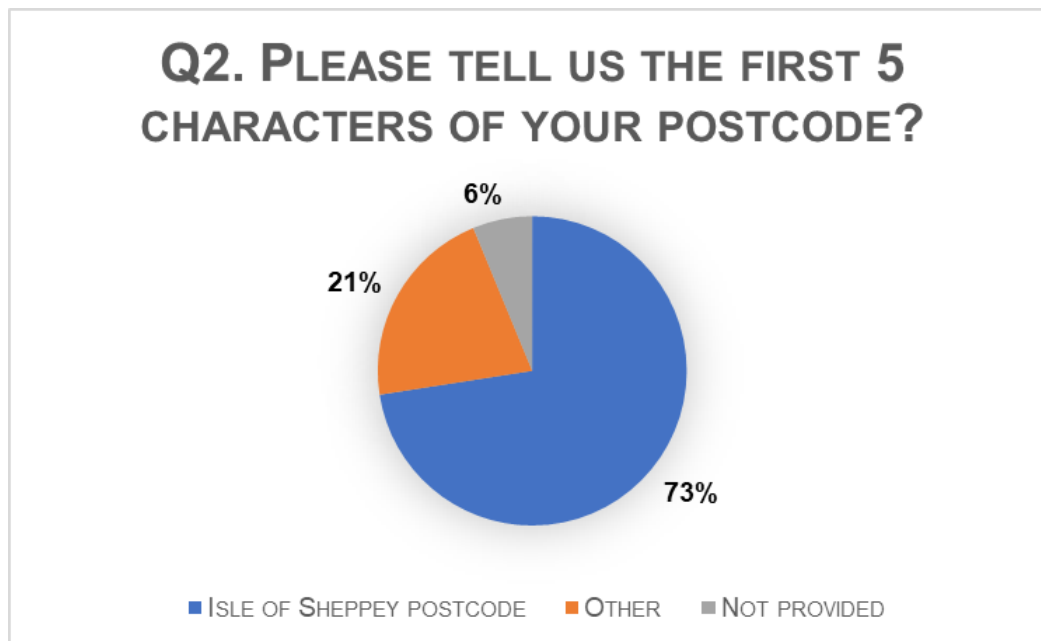


Figure 2: Response by geographical area

4.2.2 Section 2 – Your views

The respondents were given the opportunity to provide open feedback on the Council's proposal to permanently close Blackburn Lodge. The responses were categorised into themes in the graph below. Individual comments may have included more than one theme so the number of responses will be more than 273.

Here is a list of themes arising in responses to **Question 3 and Question 4**. Beneath the list, you will see the number of times each theme was mentioned.

Wants alternative option A- Agrees with alternative options considered for Blackburn Lodge. 'Resolve Building Issues and return residents and day care services to Blackburn Lodge'. Requires financial investment.

Wants alternative option B- Agrees with alternative options considered for Blackburn Lodge. 'Sell as ongoing concern'.

Alternative suggestion - Suggestion for alternative use for the Blackburn Lodge building (outside of alternative options already considered) e.g. transfer to other local care home.

Avoid Privatisation - Blackburn Lodge is the only Council-run home on the Island and privatisation should be avoided due to deprived area.

Blackburn Lodge - Building and Staffing - Comments in relation to the condition of the building and KCC purposefully allowing building to become irreparable, and concerns raised for staff jobs and future jobs in care for those on the Isle of Sheppey.

Blackburn Lodge - Positive comments - Positive statements/ comments in feedback relating to Blackburn Lodge, including building, care received, staff and location.

Emotive - Expressed strong negative feelings in relation to the Council's proposal

Houses/flats/other - Concern that land, or building will be used for flats or houses.

Island provision needed - Isle of Sheppey requires care home and day care services directly on the Island, whether Blackburn Lodge re-opens or is permanently closed.

Negative about Kent County Council - Statements/ comments that negatively view Kent County Council; e.g., perception that the decision has already been made by the Council to permanently close Blackburn Lodge, money saving exercise, council tax should mean that services are available on the Isle of Sheppey, lack of care for older people on the Isle of Sheppey.

Transportation and deprived area - Public transport has depleted on the Isle of Sheppey, traffic and low incomes make it difficult to travel off the Isle of Sheppey to visit loved ones.

Question raised - Questions/statements raised.

UASC mention - Comments/statements made in relation to Unaccompanied Asylum Seeking Children, both positive and negative.

Wellbeing of residents of Isle of Sheppey - Concerns raised for former residents and day care users of Blackburn Lodge and their families. Concern also raised for future people on the Island needing care and having to go off the Island and their families having difficulties visiting.

Negative view of the proposal – general - Negative about the proposal to permanently close Blackburn Lodge. Statement of 'do not agree', 'it should not close' etc

Positive view of the proposal – general - Positive about Kent County Council's proposal to permanently close Blackburn Lodge. Statement of 'agree' or positive feedback about the proposal.

Q3. Please tell us your views on The Council's proposal to permanently close Blackburn Lodge	Number of responses
Island provision needed	136
Negative view of the proposal - general	89
Wellbeing of residents of Isle of Sheppey	86
Emotive	50
Wants alternative option A	48
Blackburn Lodge - positive comments	41
Negative about Kent County Council	36
Alternative suggestion	31
Transportation and deprived area	31
Blackburn Lodge - Building and Staffing	22
Avoid Privatisation	18
UASC mention	18
Positive view of the proposal - general	15
Question raised	11
Wants alternative option B	0
TOTAL	632

Figure 3: Views on the Council's proposal

136 responses indicated that if Blackburn Lodge is permanently closed, they feel that the Isle of Sheppey requires Residential, Nursing and Day Care to meet the needs of the residents. **89** responses were negative about the Council's proposal in general. **86** responses expressed the wellbeing of older people and their families and carers on the Isle of Sheppey. **50** responses expressed negative feelings. **48** responses suggested that 'alternative option' considered by the Council to resolve building issues and return residents and day care services to Blackburn Lodge should be the preferred option. **41** responses were positive towards Blackburn Lodge (care and staffing), **36** responses were negative towards Kent County Council. **31** responses mentioned costly transportation, public transportation issues and deprivation on the Isle of Sheppey. Whilst **31** responses provided alternative suggestions for consideration.

15 comments were positive about the Council's proposal to permanently close Blackburn Lodge.

Several quotes from people's responses have been included below to illustrate the themes that have been raised. Please note that the quotes below are verbatim.

Example quotes: Q3. Please tell us your views on The Council's proposal to permanently close Blackburn Lodge

"I think instead of removing more of our Property and not caring for its upkeep we should repair Blackburn Lodge for our future 4 million is cheap to compare with extortionate developers costs"

"My view is it needs to be kept open , if the water is an issue why are the houses around that area affected , cant believe you want to shut it permanently and I assume pull it down , it's the only care home that was amazing with its residents , so much entertainment for them made them feel young again ."

"The reasons for closure I think are untrue. Blackburn Lodge should be kept open."

"Fix the pipes, if you can afford refugee centres you can afford to look after old people. Do your job, that being looking after local people."

"Blackburn lodge has been used for a residential home for old people for years. This should have been maintained over the years and not ignored. By closing it you leave no where for local residents for old members of the family that need that little support that is needed in later years. This is down to the council total failure in not keeping the place up to standard."

"The Isle of Sheppey is constantly left to faulted through lack of investment. It is the poor relation to the rest of the county. Taking Blackburn lodge is another kick in the teeth for Sheppey residents. There needs to be adult social care provisions on an island that is constantly having more and more houses built on it. We need to be able to look after our elderly in surroundings in which they are familiar and in an area readily accessible to relatives with out the implications of huge travel costs and vast distances to cover just to visit."

"This place should not be closed. It is a valuable asset to the community and more importantly home to the residents. A safe haven."

"Very unfair to shut Blackburn lodge the people in surrounding areas need places like this to look after our elderly population too many are being shut now"

"I back a decision to close/sell Blackburn Lodge"

"Agree with proposal to permanently close Blackburn Lodge because to upgrade premises would not be value for cost."

Consultees were given the opportunity to provide other feedback or suggestions, or comments relating to the alternative options presented in the consultation document.

These have been grouped into themes in the table below. Some consultees took the opportunity to reiterate the feedback they provided to the previous question.

Q4. Any other feedback or suggestions, or comments relating to the alternative options	Number of responses
Alternative suggestion	51
Wants alternative option A	40
Emotive	28
Wellbeing of residents of Isle of Sheppey	11
Island provision needed	10
Negative about Kent County Council	10
Question raised	9
UASC mention	9
Transportation and deprived area	8
Blackburn Lodge - positive comments	5
Blackburn Lodge - Building and Staffing	4
Houses/flats/other	3
Positive view of the proposal - general	2
Wants alternative option B	2
Negative view of the proposal - general	2
Avoid Privatisation	1
TOTAL	195

Figure 4: Feedback and suggestions

51 responses provided alternative suggestions for consideration*. **40** responses suggested that 'alternative option' considered by the Council to resolve building issues and return residents and day care services to Blackburn Lodge should be the preferred option. **28** responses were emotive and expressed strong feelings on the proposal. **11** responses expressed concern of the wellbeing of older people and their families and carers on the Isle of Sheppey. **10** responses were negative towards Kent County Council. Whilst **10** responses indicated that if Blackburn Lodge is permanently closed, the Isle of Sheppey requires Residential, Nursing and Day Care to meet the needs of the residents.

*Alternative suggestions received from the public consultation are listed in the table below. Please note, the number of alternative suggestions below may differ from 51 due to duplication of suggestions.

Alternative Suggestions	Number of responses
Transfer to another existing care home or find alternative site on the Isle of Sheppey	39
Complete a new build on the Blackburn Lodge on site, or somewhere else on the Isle of Sheppey	27
New build or existing alternative to provide other services alongside Residential and Day Care	5
Raise funds 'Go fund me'	5
Use Blackburn Lodge to accommodate Unaccompanied Asylum Seeking Children	3
Review quotes to repair Blackburn Lodge and invite local traders to provide quotes	3
Outsourcing / Privatisation	2
Use Blackburn Lodge for Day Care only	2
Understand existing capacity on the Isle of Sheppey	2
Use NHS funding	1
Use Blackburn Lodge as rental and emergency accommodation	1
Use Blackburn Lodge as Assisted Housing	1
Demolish Blackburn Lodge building	1
TOTAL	92

Example quotes: Q4. Any other feedback or suggestions, or comments relating to the alternative options

“Keep the care home and make it fit your standard.”

“An alternative needs to be Provided to meet the needs of the island. Day care is also a service that is needed because age uk do not provide care to people that require personal care. ”

“Bring the building up to standard and re open as it’s a well needed service”

“Move the home. If the building isn’t viable any longer then move the black burn team and name to another location where their much needed services can continue.”

“The only option would be to find an alternative site or provider that can provide care. Again without the focus being on the business model of making profit from caring for some of our most vulnerable adults I find this consultation very brief and would suggest that the financial concerns are driving the consultation, as emotive as this may sound we will all get older and maybe we will need such services that the Blackburn provided for Sheppey which is already an area of high need and deprivation. Areas such as Sheerness need support from our local authority not cutting services”

“I completely understand the pressures on KCC on adult social care budgets but an area as large as the Island should have at least one adult social care facility.”

“If Blackburn lodge cannot be brought up to today’s requirements then an alternative residence that is bigger and better and offering more services should be found on the island. Getting on and off of this island is awful and we seem to have so many necessary services leaving and going to the main land. We need full services here.”

“We are an ageing population and none of us want to 'end up in a care home', but that may be the safest and most appropriate place for us to live. A new purpose built facilitiy, could be with less bedrooms but, with other opportunities too - the day care service or community cafe - examples of preschool children spending time with older residents. The consultation does not mention the possibility of a rebuild or alternative property for us to consider”

“My proposal would be to use Ocean Hights in Minster for the purpose it was built for. To offer our local people a place for permanent residential and nursing care alongside respite and a day care centre for the elderly.

This could also be a more cost effect way of supporting our local disabled adults under 65 years a place of residence as well as respite.

I understand that KCC have arranged to accommodate young adult asylum seekers at Ocean Hight. Wouldn't it have been wiser to accommodate these at the Blackburn Lodge site?

Adaptations requested by CQC would not be required, the only work needed would be to rectify the water issue. Young males could use some of the larger areas for schooling. They would also have easier access to local amenities.”

“Perhaps using alternative accommodation within the area would have been more appropriate than sending the vulnerable to separate accommodation elsewhere.”

“There's a perfectly suitable purpose built premises just down the road. Ocean Hights. This should be used as a priority for Sheppey residents rather than illegal asylum seekers.

It's disgusting and shameful that our elderly are shipped out miles away, making it difficult for family to visit and keep on top of their wellbeing."

Several quotes from people's responses have been included below to illustrate the themes that have been raised. Please note that the quotes below are verbatim.

4.2.3 Equality Impact Assessment (EqIA)

Consultees were given the opportunity to provide comments about equalities and/or the equality impact assessment.

These have been grouped into themes in the table below. Some consultees took the opportunity to reiterate the feedback they provided to the previous question.

To help ensure that we are meeting our obligations under the Equality Act 2010 an initial Equality Impact Assessment (EqIA) for the proposal put forward in this consultation was produced. The EqIA was available to read from the consultation webpage and consultees were asked to provide their views on the equality analysis, or other comments on equality and diversity relating to this proposal. **67** respondents provided a response to this question.

These have been grouped into themes in the table below.

Here is a list of themes arising in responses to **Question 5**. Beneath the list, you will see the number of times each theme was mentioned.

Agree with EqIA - Agrees with detail in EqIA.

EqIA not relevant - EqIA not relevant.

Emotive - Expressed strong negative feelings in relation to the Council's proposal.

Blackburn Lodge - Building and Staffing - Comments in relation to the condition of the building and KCC purposefully allowing building to become irreparable, and concerns raised for staff jobs and future jobs in care for those on the Isle of Sheppey.

Island provision needed - Isle of Sheppey requires care home and day care services directly on the Island, whether Blackburn Lodge re-opens or is permanently closed.

Negative about Kent County Council - Statements/ comments that negatively view Kent County Council; e.g., perception that the decision has already been made by the Council to permanently close Blackburn Lodge, money saving exercise, council tax should mean that services are available on the Isle of Sheppey, lack of care for older people on the Isle of Sheppey.

Transportation and deprived area - Public transport has depleted on the Isle of Sheppey, traffic and low incomes make it difficult to travel off the Isle of Sheppey to visit loved ones.

Question raised - Questions/statements raised.

UASC mention - Comments/statements made in relation to Unaccompanied Asylum Seeking Children, both positive and negative.

Wellbeing of residents of Isle of Sheppey - Concerns raised for former residents and day care users of Blackburn Lodge and their families. Concern also raised for future people on the Island needing care and having to go off the Island and their families having difficulties visiting.

Feedback Themes on Equality and/or Equality Impact Assessment	Number of Responses
Wellbeing of residents of Isle of Sheppey	36
Emotive	9
Question raised	8
EqIA not relevant	5
Island provision needed	4
Negative about Kent County Council	4
Transportation and deprived area	4
Agree with EqIA	3
UASC mention	3
Blackburn Lodge - Building and Staffing	2
	78

Figure 5: Comments about equalities and equality impact assessment

Many of the themes recorded mirror those of the previous questions, including there being an impact on older people potentially affected by the proposal.

The below table includes quotes related to the EqIA. Please note that the quotes below are verbatim.

Example quotes: Q5. Comments about equalities and/or the Equality Impact Assessment

"This is a clear case of age discrimination, the elderly are considered disposable, burdenson and vulnerable. Perfect targets for neglect, emotional and financial abuse. The council know this and that's why they expect little resistance from those most affected."

"Dementia clients need routine and structure. Having different taxi drivers each day take them to places they don't know and aren't familiar with is a big risk in decline. At Blackburn, they had structure and routine."

"This adversely affects the elderly, possibly with dementia, who are probably the least able group to stand up and argue for what they need. This is clear discrimination against a very vulnerable group"

"Older People matter too and they should not be marginalised. To many services stigmatised older people and that's not equal opportunity."

"Very comprehensive."

"This service change has a significant impact in relation to age and those older members of the community who are disadvantaged by the closure of Blackburn Lodge both now and in the future."

"The closing of Blackburn would have huge financial implications on the family and friends, with them having to travel long distances to visit. Particularly for elderly who will be reliant on public transport to get off the island. The cost of travel will significantly reduce the amount of contact family and friends will have with loved ones."

"I dont believe their is any equality when it comes to elderly, we, yes we, have had our time and we only a burden on society when we cant contribute more."

"Social care is severely lacking on the Isle of Sheppey. This area is already considered to be deprived and yet little is done to improve this situation."

"Poor transport links on and off the Island would impact hugely on low income families and those with disabilities. Families do not stop caring for their loved ones when they have to go into residential care and can contribute to that care in many ways. By closing Blackburn Lodge and removing the services from the Island they would be deprived of being part of their loved ones final years. Closure of Blackburn Lodge would therefore have a huge emotional and financial impact."

"Clearly there are negative impacts on a whole range of those within the protected characteristic groups not least of which age and disability"

5. Equality (section 3 - More about you)

We want to make sure that everyone is treated fairly and equally, and that no one gets left out, which is why we asked some additional questions.

The questionnaire specified that the questions below are not mandatory so volumes may differ.

KCC received 273 responses to the questionnaire, 190 of those respondents completed the 'more about you' section, which was made up of the following protected characteristics.

Analysis was undertaken to see if there were any significant trends in how people responded to the consultation questions based on their protected characteristics. There were no trends identified – i.e. consultees with a particular protected characteristic did not answer differently when compared with the full cohort of consultees.

The questionnaire specified that the questions below are not mandatory so volumes may differ.

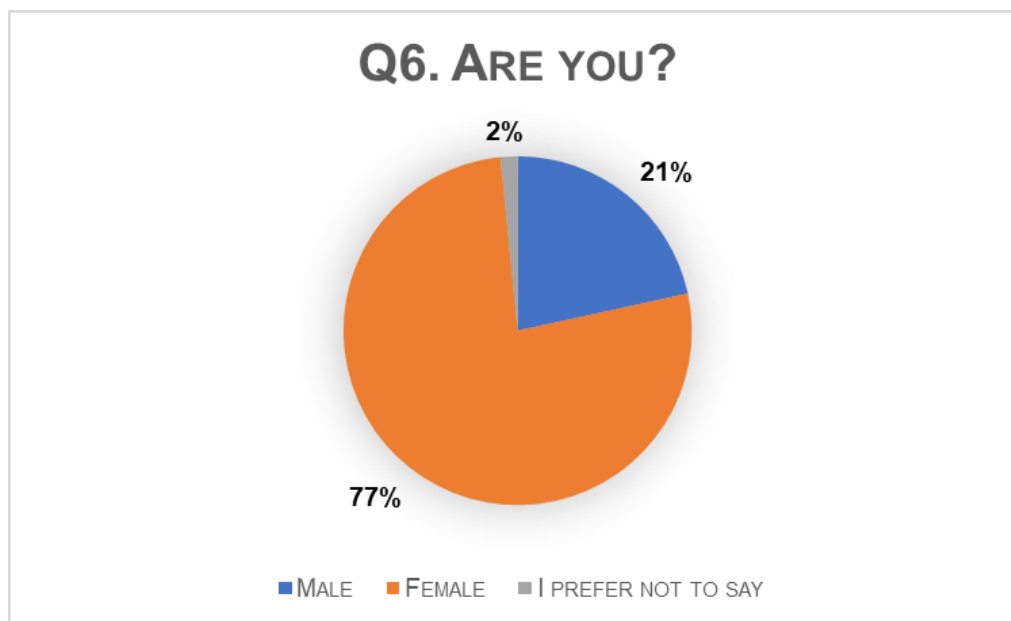


Figure 6: Male or Female

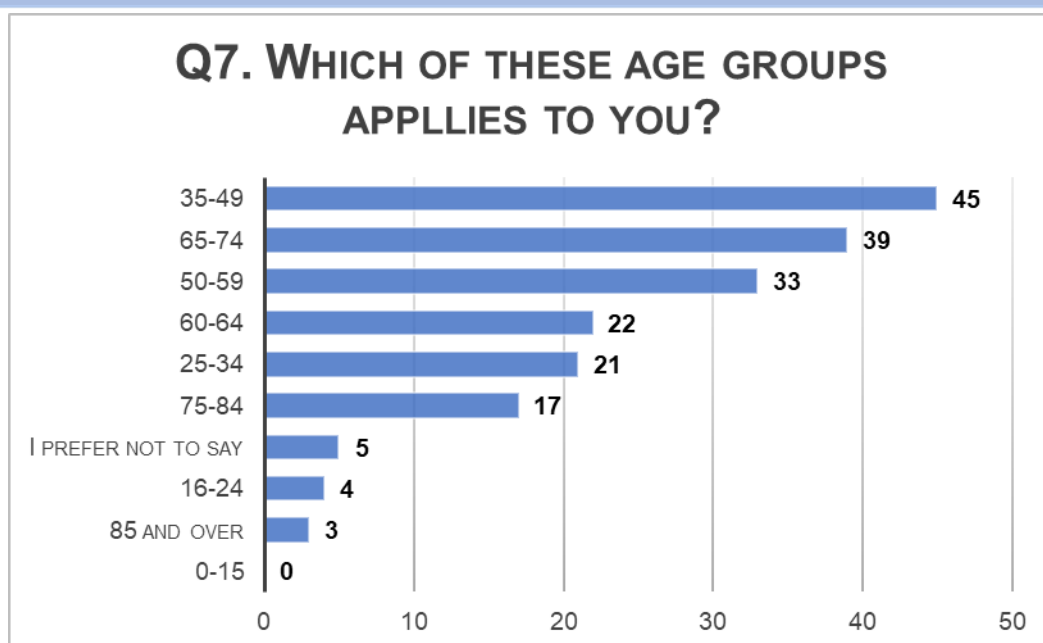


Figure 7: Age groups

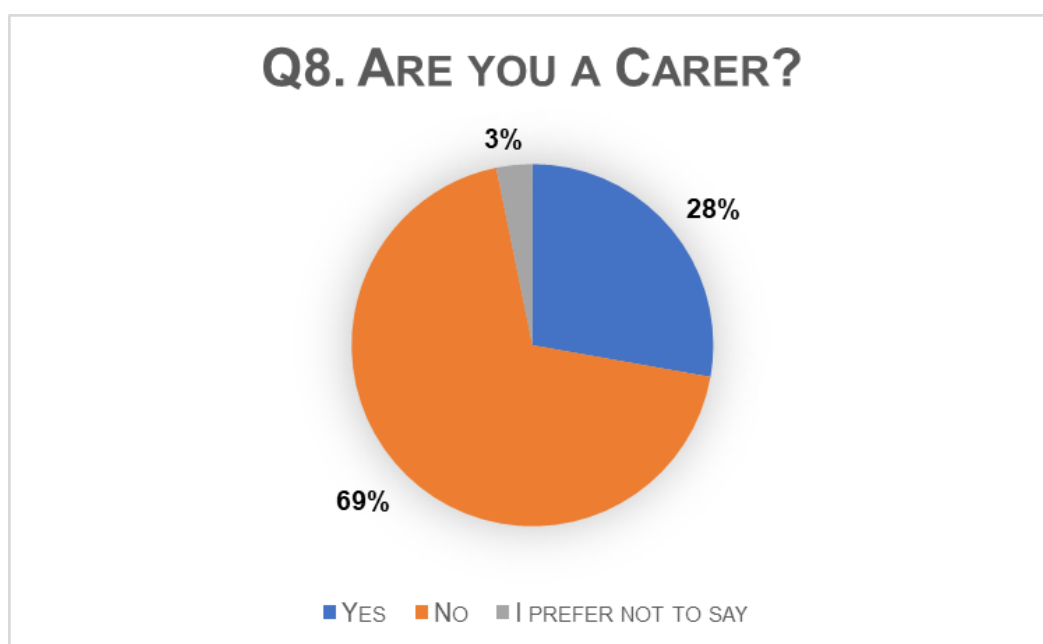


Figure 8: Are you a Carer?

Q9. DO YOU CONSIDER YOURSELF TO BE DISABLED?

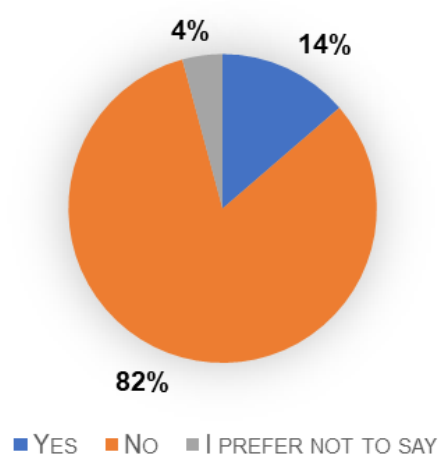


Figure 9: Do you consider yourself to be disabled?

Q9A. PLEASE TELL US THE TYPE OF IMPAIRMENT THAT APPLIES TO YOU

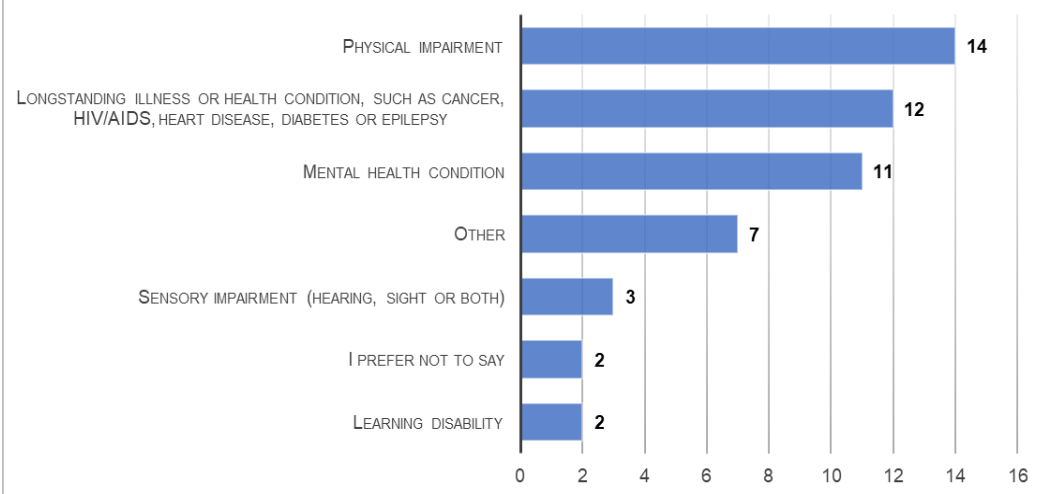


Figure 10: Type of impairment

Q10. DO YOU REGARD YOURSELF AS BELONGING TO A PARTICULAR RELIGION OR HOLDING A BELIEF?

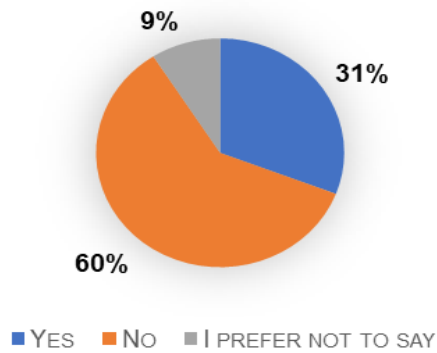


Figure 11: Religious or belief

Q10A. WHICH OF THE FOLLOWING APPLIES TO YOU?

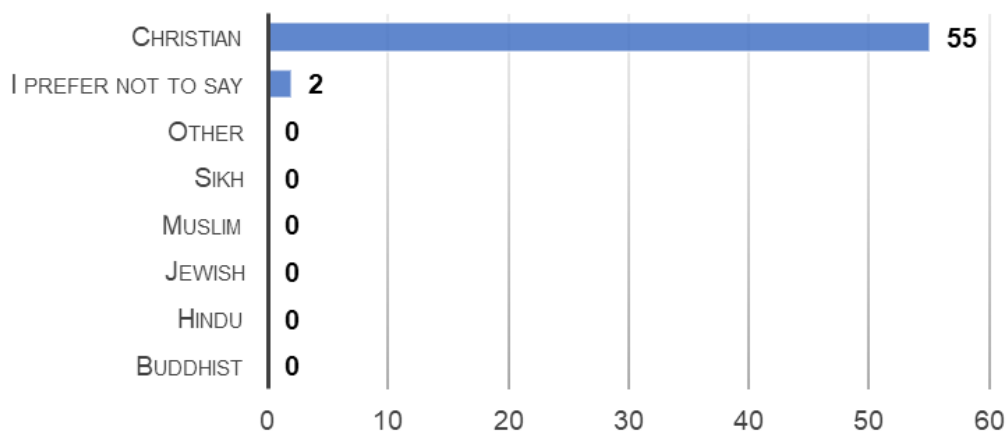


Figure 12: Religious belief

Q11. TO WHICH OF THESE ETHNIC GROUPS DO YOU FEEL YOU BELONG?

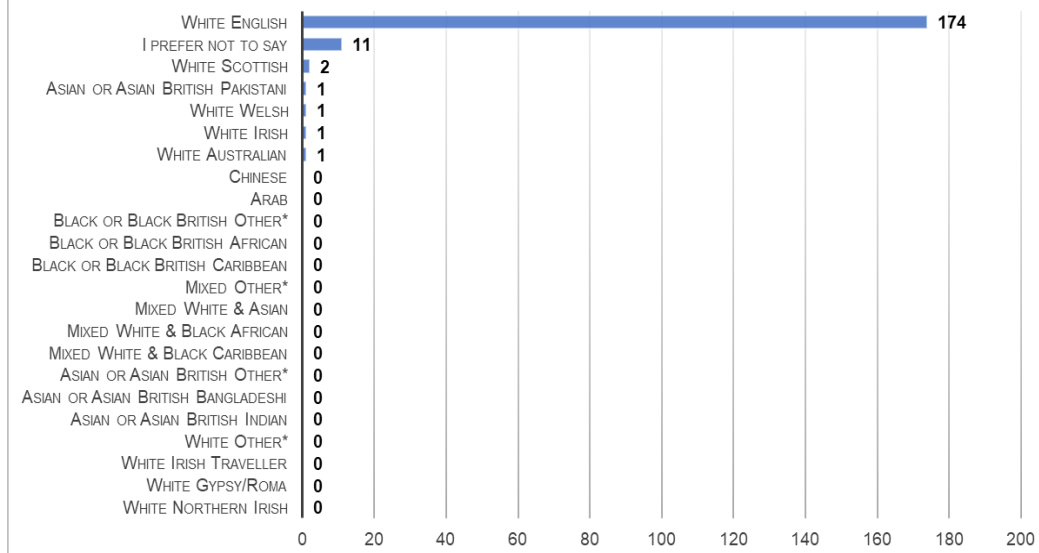


Figure 13: Ethnic group




6. Next steps - Governance and Decision Making

This report will be presented to Adult Social Care and Health's (ASCH) Directorate Management Team and then, will accompany the EqlA as supporting documents at the Adult Social Care Cabinet Committee. Following these meetings, a decision on the future of Blackburn Lodge will be taken by the Cabinet Member for Adult Social Care and Public Health.

This report and the decision will be made available on the consultation webpage:
www.kent.gov.uk/blackburnlodgeconsultation.

7. Appendices

Please find supporting documents embedded in the table below.

Ref.	Description	Document
A	Public Consultation document - The future of Blackburn Lodge	 Appendix A.pdf
B	Public Consultation questionnaire - The future of Blackburn Lodge Questionnaire	 Appendix B.pdf
C	Levels of Need - supplementary information	 Appendix C.pdf